

# Specimen Collection & Shipping Instructions

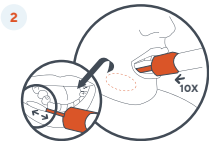
Hereditary Cancer Profile Kit - Saliva Swab



# Specimen Collection



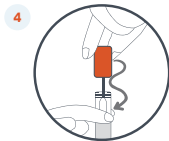
Do not eat, drink, smoke, or chew gum for 30 minutes before using this kit.



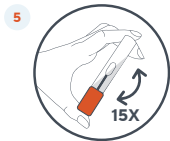
Place sponge comfortably on the left side of mouth and rub lower gums 10 times with a back and forth motion. Repeat this process on right side of mouth.



Holding the tube upright (sponge facing up) unscrew the cap from the tube.



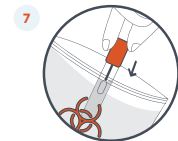
Turn the cap upside down, insert the sponge into the tube and close tightly.



Invert the sealed tube and shake vigorously 15 times.



Label the tube with patient name, date of birth, and date of sample collection.



Insert the tube into the provided biohazard bag and seal the bag.



Place the sealed biohazard bag and the completed forms into the kit.



Place the kit in the provided pack and seal the bag.



Apply prepaid shipping label (if applicable) and ship promptly.

## Important Information

Specimens for testing must be clearly labeled with at least **two unique identifiers** (e.g. first/last name and date of birth) and submitted with a requisition. Adequate specimen quantity/volume must be submitted to ensure the highest quality of analysis. If possible, ship specimens the same day.

## Kit + Shipping Checklist

- Label all tubes with two unique identifiers.
- Include test requisition and relevant documentation/medical records.
- Ship samples promptly with the provided shipping labels. Please document tracking # for your reference.