


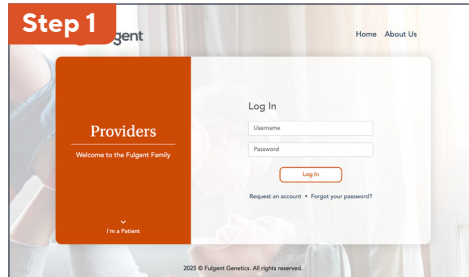


Placing Orders Through the Fulgent Portal

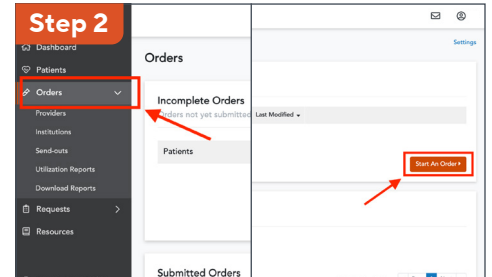
Your portal serves as a command center where you can track orders, review previous tests, download reports, and request collection kits. Customize the layout so that your most relevant information is prominently displayed on your home dashboard.

Portal Features

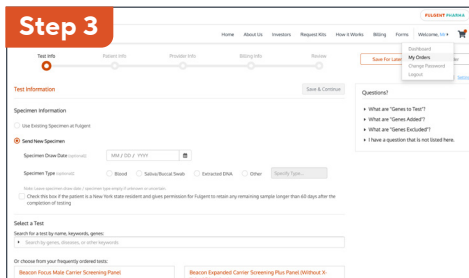
-  Place and track orders
-  Download reports
-  Order kits



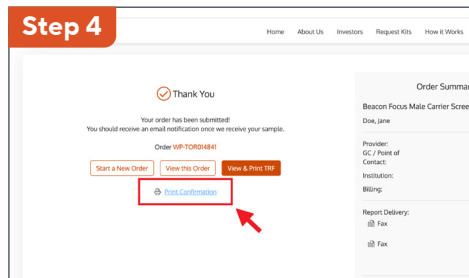
Login to your Fulgent account. If you do not have an account, contact info@fulgentgenetics.com to get started.



Select **"Orders"** from the sidebar and hit **"Start an Order"**.



Follow the step-by-step process outlined in the portal.




After submitting the request, you will receive a link to download your order confirmation. Print this form and submit it with the patient's sample.



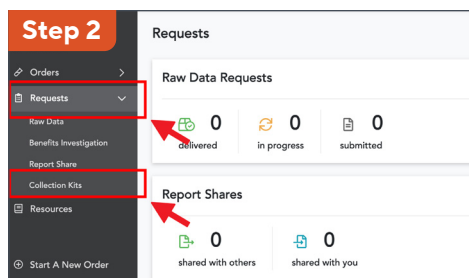
Collect, label, and ship the sample. Follow our **sample collection guide** to ensure your specimen meets requirements.

Requesting Collection Kits

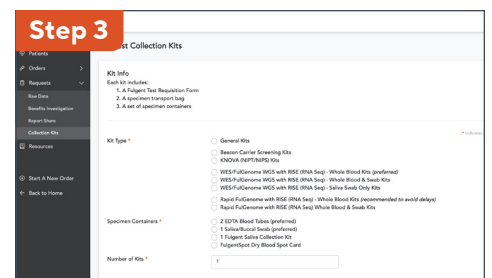
Need a sample collection kit? We can provide one upon request.



To request a sample collection kit, register or login to your Fulgent Account.



Click the **"Requests"** dropdown menu from the sidebar and select **"Collection Kits"**.



Fill out the online form and the kit will be shipped to the address you provided.